

## TEXTO BASE

Ana é uma menina.  
Ia na rua,  
cabeça no ar  
sem olhar  
o chão.  
Uma uva pisou  
o sapato escorregou  
a menina caiu  
e chorou.

Um menino correu  
e a menina levantou.  
Se ela visse a uva  
no chão  
não caía, não!  
O menino não usa  
sapato;  
tem bota no pé.  
Pois é!

A menina agora  
já tem um amigo

que lhe dá a mão  
e os dois lá vão  
pela rua fora.  
Ao chegar a casa  
conta tudo à mãe:  
— que caiu e chorou  
porque a uva pisou  
e que um menino  
amigo  
a levantou.

Depois abre a janela  
porque calor tem  
e até vai buscar  
o leque da mãe.

Que bonito é o leque  
e abana tão bem  
que tira o calor;  
já não é preciso  
por isso, vai pô-lo  
na mala da mãe.

Bateram à porta.  
Quem será? Quem é?  
É o limpa-chaminés.  
Já subiu a escada  
foi para o telhado  
todo enfarruscado  
do pó do carvão.  
E até o cão,  
ao vê-lo, ficou assustado  
e ladra zangado.  
Que se há-de fazer?  
Fechá-lo à chave  
é a solução.

Mas a galinha  
da vizinha  
que estava na capoeira,  
ao ouvir o cão  
bateu as asas  
partiu o ovo  
e a gema  
espalhou-se pelo chão.

Que arrelia  
teve a vizinha  
por causa da galinha  
e da gemada no chão  
por causa do cão  
e do limpa-chaminés. . .

E a menina ria  
ao ver tanta confusão,

Mas para tudo acalmar  
a mãe leva a Ana a passear  
ao jardim

– ao jardim dos animais.

A Ana gostou de ver  
a girafa, a zebra,  
um peixe,  
macacos e muitos mais.

E viu um rato roer

uma cenoura  
que uma senhora  
loura

lhe pôs, junto ao burquinho,  
onde tinha o seu ninho.

E viu também um palhaço  
que tocava em cornetas  
e fazia piruetas.

Por cima da porta estava  
a bandeira nacional:  
verde da cor do trigo  
e da árvore nossa amiga  
onde o lindo passarinho  
vai fazer sempre o seu ninho,  
onde a cigarra com amor  
canta à hora do calor  
sua cantiga de Verão.  
E encarnada  
como o sangue,  
como o lume da fogueira,  
e a papoula flor do campo  
que entre o verde é bandeira

Tudo isto a Ana viu,  
aprendeu,  
compreendeu,  
não esqueceu  
e neste quadro escreveu.

- 1 – menina
- 2 – menino
- 3 – sapato
- 4 – bota
- 5 – uva
- 6 – mãe
- 7 – leque
- 8 – casa
- 9 – janela
- 10 – telhado
- 11 – escada
- 12 – chave
- 13 – galinha
- 14 – gema
- 15 – rato
- 16 – cenoura
- 17 – girafa
- 18 – palhaço
- 19 – zebra
- 20 – peixe
- 21 – bandeira
- 22 – trigo
- 23 – árvore
- 24 – quadro
- 25 – passarinho
- 26 – cigarra
- 27 – fogueira
- 28 – flor



me ni na

\_\_\_ ni na

me \_\_\_ na

me ni \_\_\_

menina

menina

menina

me na






menino

\_\_\_\_\_

me ni no


me ni \_\_\_\_\_



menina

\_\_\_\_\_

\_\_\_\_\_



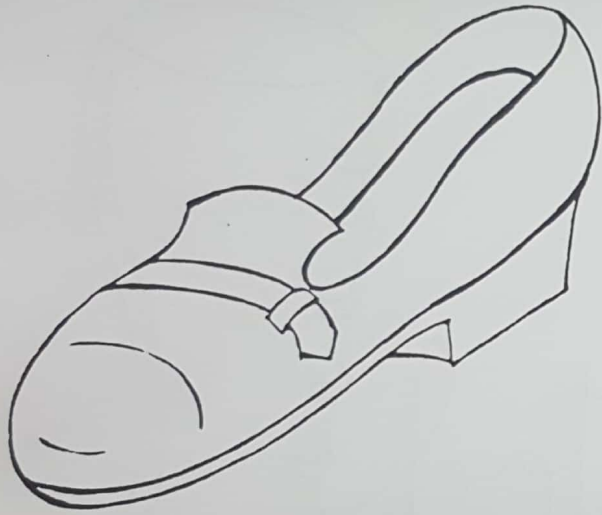
menino

\_\_\_\_\_

\_\_\_\_\_

menino

menino



sapato  
sapato

menino

menina

\_\_\_\_\_

\_\_\_\_\_

sapato

sa pa to

\_\_\_\_\_

sa \_\_\_\_\_ to

\_\_\_\_\_ pa to

sa pa \_\_\_\_\_

sa

so

si

se

su


\_\_\_\_\_

\_\_\_\_\_


\_\_\_\_\_

\_\_\_\_\_


\_\_\_\_\_



pato



sapo



bota

bota

bota

\_\_\_\_\_

bo

bo

\_\_\_\_\_

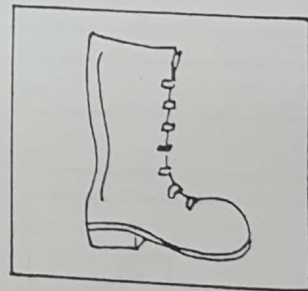
to

\_\_\_\_\_

ta



\_\_\_\_\_



\_\_\_\_\_




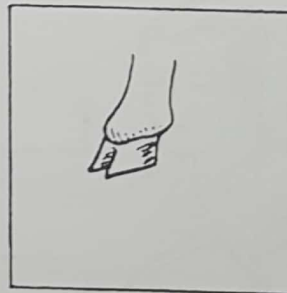



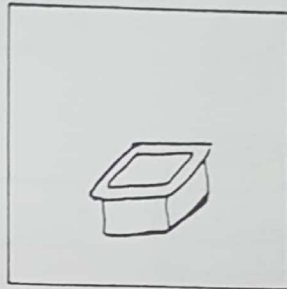
\_\_\_\_\_



\_\_\_\_\_

Ler as palavras que se formaram a partir das já conhecidas:

sa pa to — pato



menino  
bota

sa pa to  
bo ta — pata



me ni na  
bo ta — nabo



me ni na  
bo ta — nata



bo ta  
me ni na  
pa to — bonito



pipa



pai



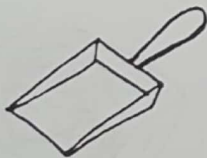
pata



sapo



pé



pá

Ler, unir e escrever:



pipa



pata



pá



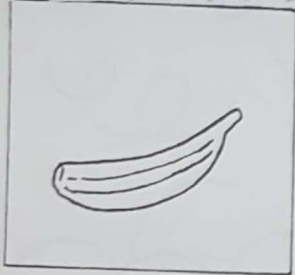
pé



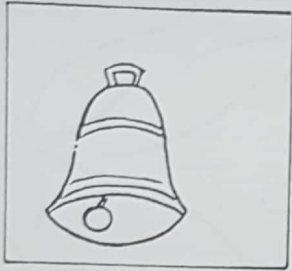
sapo




pai




banana



sino



nabo



boné

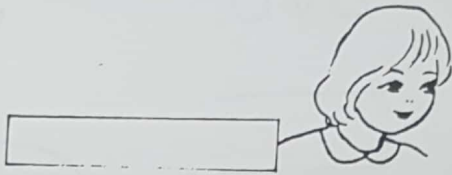


menina




sono

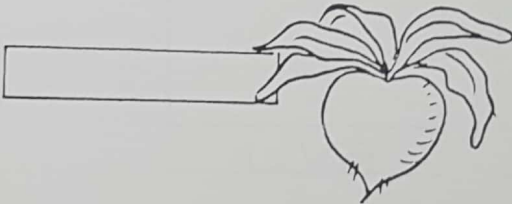
Ler, unir e escrever:




menina




nabo



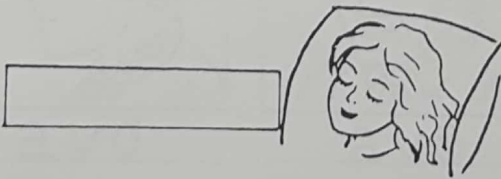
boné



sino



sono



banana





uva

uva

\_\_\_\_\_  
\_\_\_\_\_

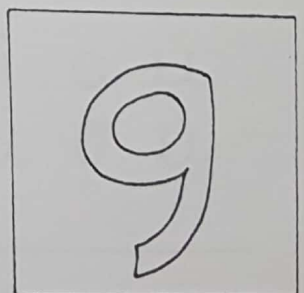
\_\_va  
u\_\_



\_\_\_\_\_  
uva

\_\_\_\_\_  
ovo

uva  
uva



\_\_\_\_\_  
avó

\_\_\_\_\_  
avô

\_\_\_\_\_  
nove



menina



menino

me....e....e....e


ni...i...i...i

na...a...a...a

me....e....e....e

ni...i...i...i

no...o...o...o



uva

u....u....u....u  
va...a...a...a

a e i o u

a l i o u

	me	ma	mi	mo	mu
memina	_____	_____	_____	_____	_____
	ni	na	no	ne	nu
menino	_____	_____	_____	_____	_____
	sa	se	si	so	su
sapato	_____	_____	_____	_____	_____
	pa	pe	pi	pó	pu
bota	_____	_____	_____	_____	_____
	to	ta	te	ti	tu
	bo	ba	be	bi	bu
	_____	_____	_____	_____	_____
uva	va	ve	vi	vo	vu
	_____	_____	_____	_____	_____

Formar palavras com as sílabas do conjunto e ligá-las aos desenhos:



\_\_\_\_\_



\_\_\_\_\_



\_\_\_\_\_



\_\_\_\_\_



\_\_\_\_\_



\_\_\_\_\_



\_\_\_\_\_

si me  
bo no na  
ta sa bo  
pa to ve



mãe

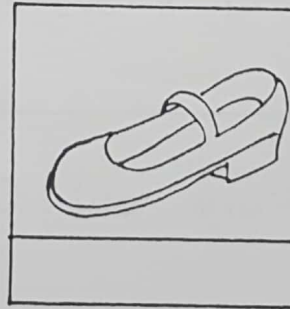
mãe

menino

menina

sapato

bota



a e i o u

A E I O U

a e i o u

A E I O U

A Eva.

O Ivo



É a Eva



É o Ivo

Vi a Eva e o Ivo.

A Eva é uma menina.

O Ivo viu o pato.



A mãe é a mamã.

Vi a Eva e a mãe.

É a Eva e a Ana.

mamã

ma \_\_\_\_\_



bebé



bibe



boné

casa

ca sa

\_\_\_\_\_

ca \_\_\_\_\_

\_\_\_\_\_ sa



ca sa  
pa

co po  
me

casa

casa

ma ca co  
bo ne ca



É a asa


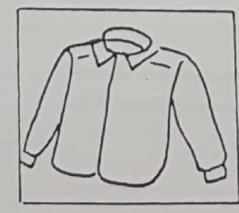

ca sa

me sa

ca mi sa

ca sa co

va so



É a \_\_\_\_\_


É a \_\_\_\_\_


É a \_\_\_\_\_

É o \_\_\_\_\_


Ordenar, escrever e ligar :

ni 2	me 1	na 3	→	menina	•	sapato
ta	bo		→		•	menina
to	sa	pa	→		•	bota
va	u		→		•	nabo
bo	na		→		•	uva
no	ni	me	→		•	sino
no	si		→		•	casa
ne	bo	ca	→		•	menino
sa	ca		→		•	boneca







caneca




copo



cama



casa




avó




vaca




saca



capa




mesa



macaco






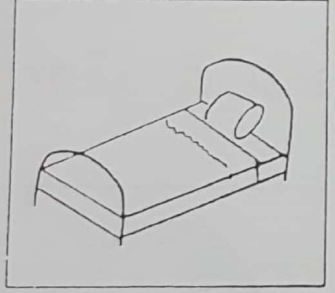

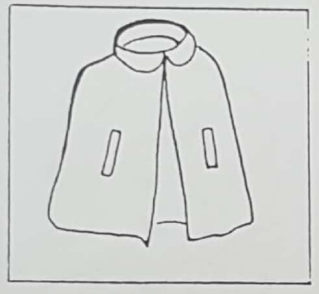


casaco



asa

Recordar e color na ficha 19 a)



A família da Ana



A mãe Susana



A Ana



O pai João



O mano Paulo



A tia Maria




O tio Rui




A avó Rosa

Colar os desenhos nos quadrados, depois de identificados




a tia




a menina



o tio




a avó




o pai



a mãe



o mano



a Eva



o Tvn

pai

Paulo


mãe

joão

Rui

Formar ditongos:

	a	e	i	o	u
a	<del>aa</del>	ãe	ai	ao	au
e	<del>ea</del>	<del>ee</del>	ei		eu
i	ia	<del>ie</del>		io	iu
o		õe	oi		ou
u			ui		





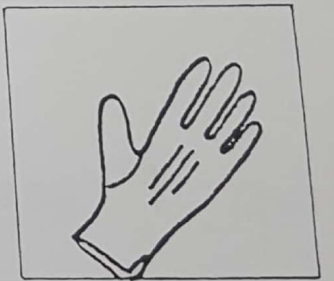
le que  
le que

le que  
— que


le —  
le la li lo lu



laca

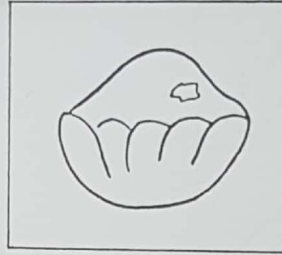


luva

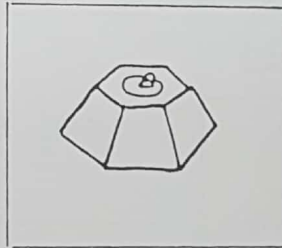



leque

que



É o queque.



É o quilo.



O saco pesa 1 quilo.


quina

máquina

aqui

aquela

Escrever as frases depois de lidas. Fazer a correspondência ao lado:



É o leque.

---

É a lata que leva a laca.

---

Naquela noite, eu vi a lua.








---

O avô comeu o limão.

---

Eu vi a lula na lota.

---

	lâmina
	lula
	lume
	limão
	lua
	lula
	leque

Ler e escrever as palavras:



balão

\_\_\_\_\_



mão

\_\_\_\_\_



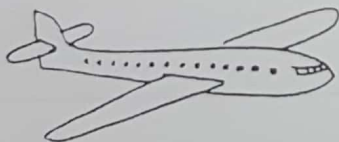
cão

\_\_\_\_\_



pião

\_\_\_\_\_



avião

\_\_\_\_\_



limão

\_\_\_\_\_



botão

\_\_\_\_\_



pão

\_\_\_\_\_

Que Leve que

Que leva a mãe?

- A mãe leva o pato no saco.

---



Que leva a avó?

- A avó leva a lã no novelo.

---




Que leva a Ana?

- A Ana leva o pão na mão.

---





Janela

---

ja \_ la

\_ nela

jane \_

ja je ji jo ju

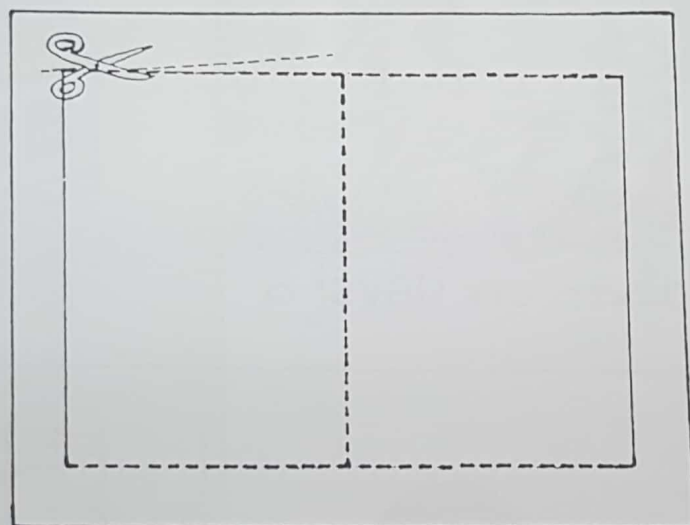
---

Janela  
janela

nome:

data:

O que vejo pela janela?



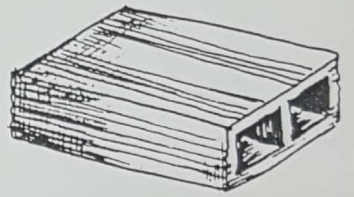
Vejo	uma	_____	vejo	o	_____
vejo	o	_____	vejo	o	_____
vejo	o	_____	vejo	o	_____



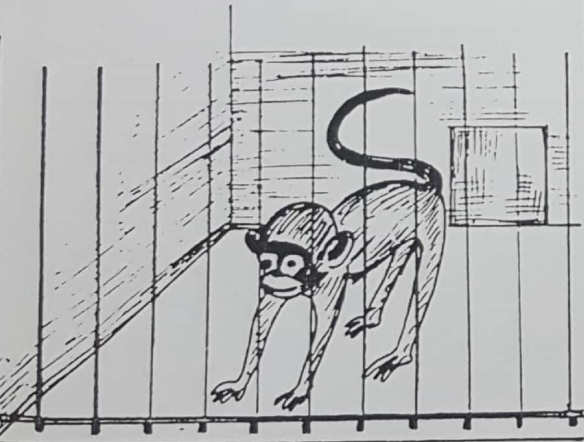
a casa



o javali no mato




o tijolo



o macaco na jaula



o João





o queijo



A mãe leva o seu bebé.  
A mãe leva o seu bebé.

---


---



O Paulo comeu a uva.  
O Paulo comeu a uva.

---

---



A bola é leve.  
A bola é leve.

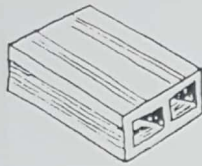
---

---





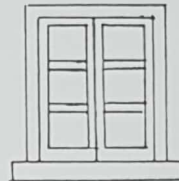
yosé



tijolo



jaula



janela



yoão



quilo



lume



luva



boneca



boné



mala



selo








botija



leque



vaso








jaula

yoão

tijolo

rosé

janela





vaso

mala

boné

quilo

selo



lume






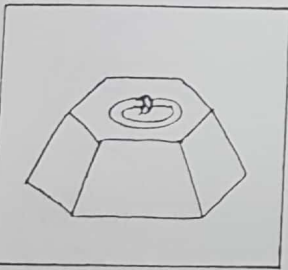

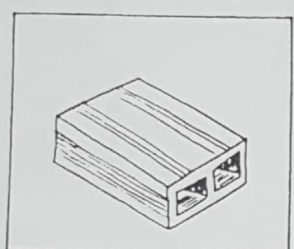
leque

lusa

botija

boneca

Recortar e colar na ficha 31a)



Completar:

32



A menina usa:


sa\_\_to


sai\_\_

mei\_\_

ca\_\_sola

bo\_\_





escada

\_\_\_\_\_

es ca da

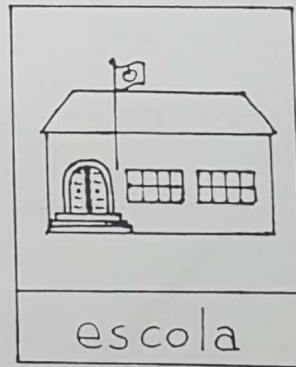
es \_ da

\_ ca \_

es ca \_

escada

escada



escola



escova

as es is os us

\_\_\_\_\_



escola

es pa da  
es cu do  
es to la  
es to jo  
es co va  
es ca da

---

---

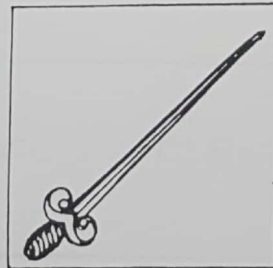
---

---

---

---

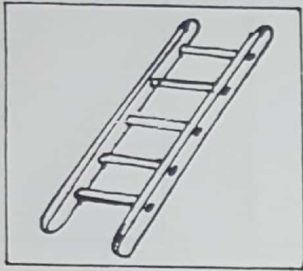
---



espada



escova

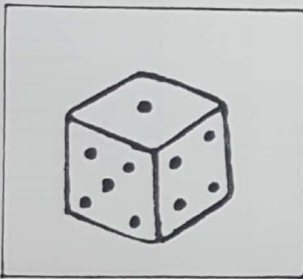


escada

da de di do du

— — — — —

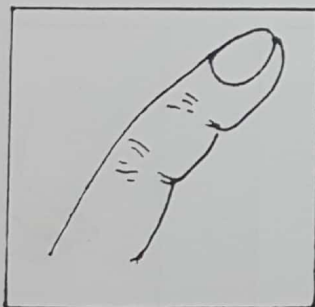
A escada é do pai do Paulo.



dado


O dado é bonito e é pesado.

O dado é do meu tio.

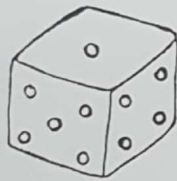



dedo

É o dedo. Ele é pequeno.



escudo



estojo


dália



pés

mosca


mosquito



escada




escudo




escola




escova




dália




dedo




dado




estojo




mosca



uvas


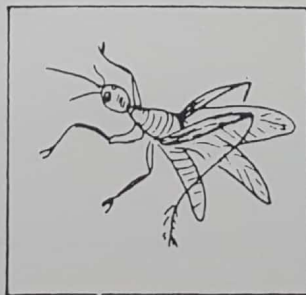
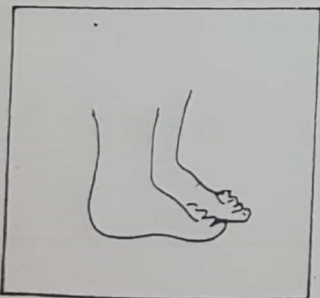
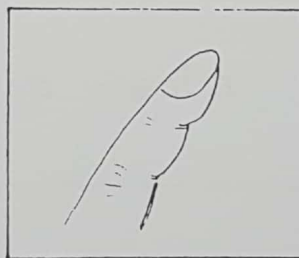
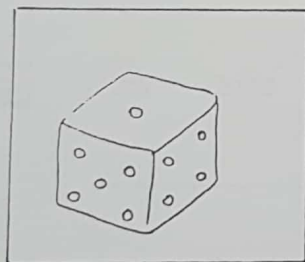
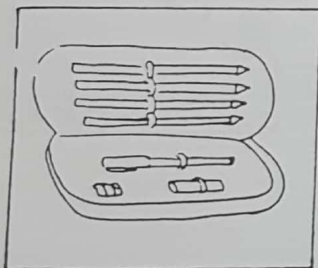
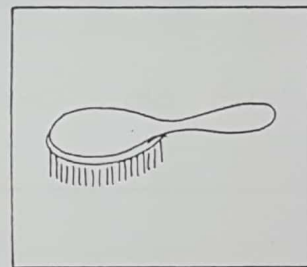





pés



mosquito

Recortar e colar na Ticha 36a)





Esta é a casa da avó da Ana.

---

A menina sobe as escadas.

---

A avó Rosa está à janela.

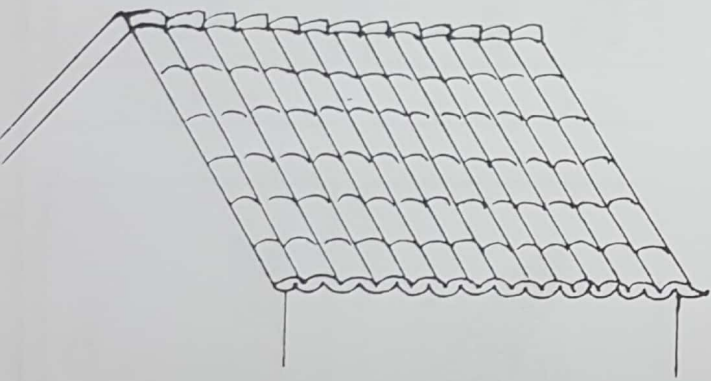
---

No vaso que está ao lado da janela vejo dalias.

---

A casa da avó é numa vila.

---



telhado

telhado

telhado te lha

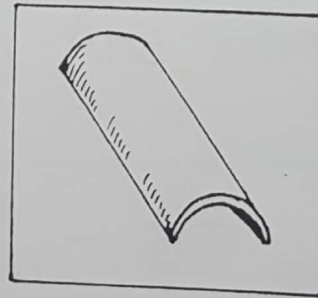
\_\_\_\_\_ lha

te \_\_\_\_\_

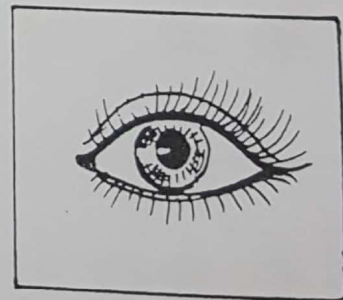
te lha \_\_\_\_\_

lha

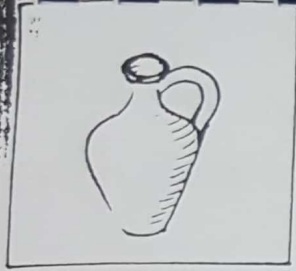
lhe lhi lho lh




telha




olho



bilha



ovelha



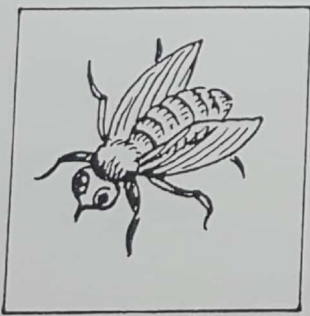
coelho




milho



molho





abelha

O  come a couve.

Eu vejo aqui uma .

O tio levou o  de palha.

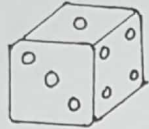
A Ana comeu pão de .

Uma  picou o dedo da Eva.

Formar palavras e completar frases:..

escada

telhado



O dado é do \_\_\_\_\_

uva

casa



A vaca é do \_\_\_\_\_

capa

vaso

lota



O cavalo é do \_\_\_\_\_

sapato

telha



É o \_\_\_\_\_ de palha.



a bola



as bolas




\_\_\_\_\_



as moscas



o vaso



os vasos



— pé



\_\_\_\_\_



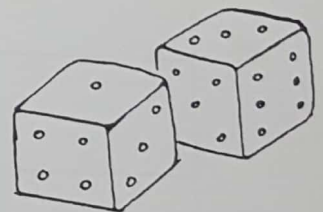
a luva



\_\_\_\_\_



\_\_\_\_\_



— dados



a mala



\_\_\_\_\_

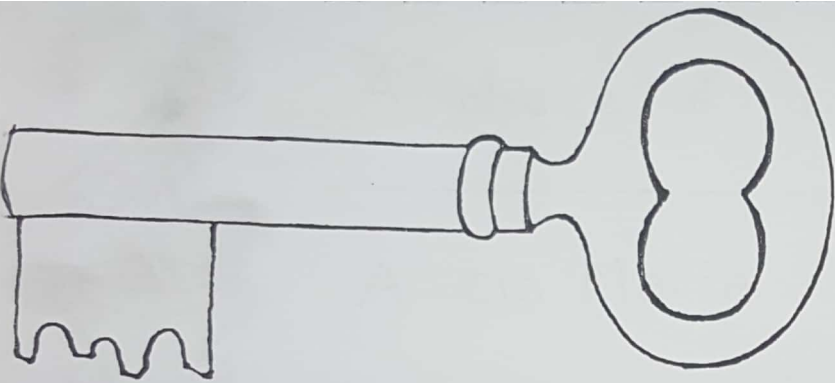
Formar palavras com lha e lho

i  
bi  
bo  
abe  
ve  
ove  
pa  
ma

lha


o  
mo  
mi  
ve  
coe  
espe  
a  
joe

lho

chave

chave

\_\_\_\_\_

\_\_\_\_\_ve

cha\_\_\_\_\_

cha che cho

chave

\_\_\_\_\_

chi

chu

chave

\_\_\_\_\_

\_\_\_\_\_



chávena

chapéu.



A chave é da casa da avó.

---



A tia Maria deu-me uma chávena

---



O chapéu é do tio Rui.

---



A chuva cai no chão e molha tudo

---




A chaminé da casa da avó é pequera

---


... p... av... e... do desenho:




. chave



. chávena



. chucha



. chuva


Ler e copiar as frases:

Esta chávena é do chá.

A chave da casa da avó é velha.

A chuva molha tudo.

A chucha é do bebé.



galinha

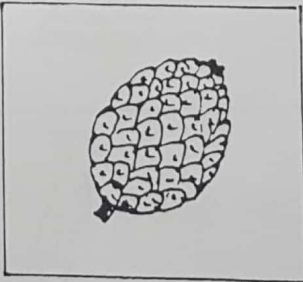
ga li nha

— li nha

ga — nha

ga li —

galinha  
galinha



pinha




joaninha


li  
mi  
vi  
ti


nha


vi  
ovi  
li  
cami  
ni


nho




A  está no ninho

Comi  na vinha da avó.

A caminho da vila apanhei uma 

As  da avó são de linho.

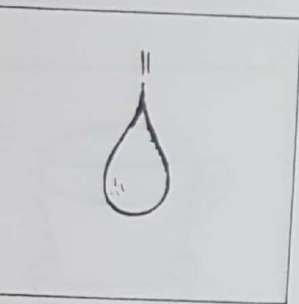
A  cose a camisa.




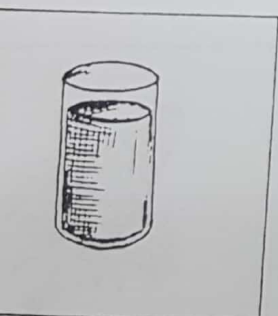
ga

go

gu



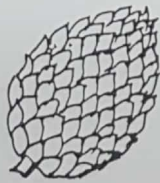


ga < to  
          lo

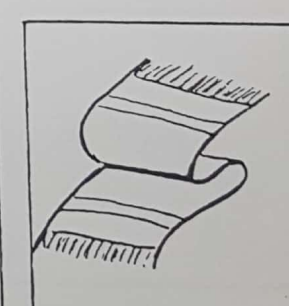
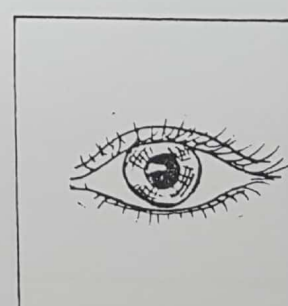



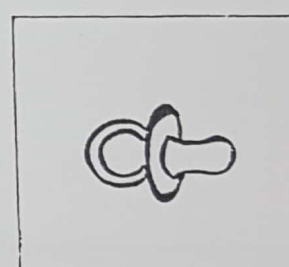
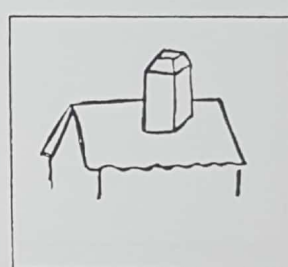
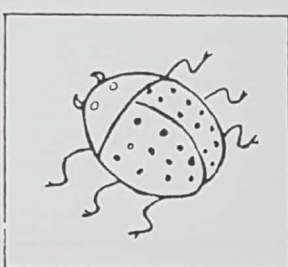




go < mo  
          ta





á → gu → a  
é →        a


Escrever a palavra que corresponder ao desenho



Recortar e colar na ficha 50b)








chávena

coelho

pinha

chuêha

olho








toalha

galinha

chave

abelha

chapéu



milho

chuva

bilha

inaniha

talha



gema

\_\_\_\_\_

ge ma

ge \_\_\_\_\_

\_\_\_\_\_ ma



ge


\_\_\_\_\_

gi

\_\_\_\_\_


gema

gema



gelado

\_\_\_\_\_



página

\_\_\_\_\_



tigela

A mãe deitou a gema na tigela.

A tigela é nova e bonita.



gêmeos

É o Jaime e o José. Eles são gêmeos.


O José não é mais novo que o Jaime.



giga

A giga é da Tia Gina.

Ela leva cachuchos na giga.



girafa

gi ra fa

\_\_\_\_\_

ra fa

gi \_\_\_\_\_ fa

gi ra \_\_\_\_\_

ira

era

ora

\_\_\_\_\_

\_\_\_\_\_

\_\_\_\_\_

fa

fe

fi

fo

fu

\_\_\_\_\_

\_\_\_\_\_

\_\_\_\_\_

\_\_\_\_\_

\_\_\_\_\_

girafa

girafa



pera




pero



peru



canário



touro



Maria

Eu comi uma pera e o meu


mano comeu o pero.

O peru é uma ave pesada.

O canário é amarelinho.

O touro vai para a tourada.

A tia Maria foi à minha casa.




faca




folha

A mãe afiou a faca.

A folha é da amoreira.



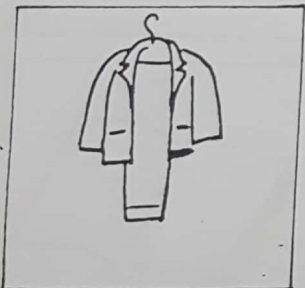
figo



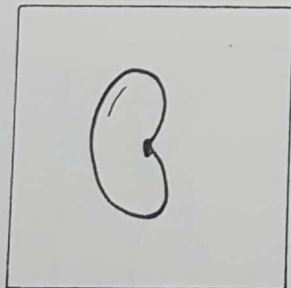
foca

O figo caiu no chão.

A foca joga à bola.



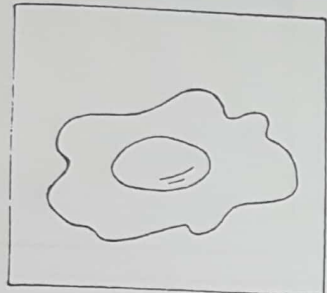
fato




feijão

O fato do pai é castanho.

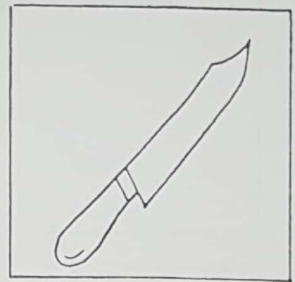
Palavras correspondentes aos desenhos




\_\_\_\_\_




\_\_\_\_\_



\_\_\_\_\_



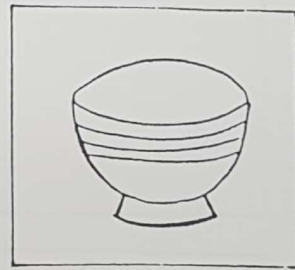
\_\_\_\_\_




\_\_\_\_\_




\_\_\_\_\_




\_\_\_\_\_




\_\_\_\_\_



\_\_\_\_\_




\_\_\_\_\_




\_\_\_\_\_




\_\_\_\_\_




gelado




faca




canário




gema




pero




tigela




foca




página




feijão



touro



pera



folha

Recortar e colar na ficha 56a)

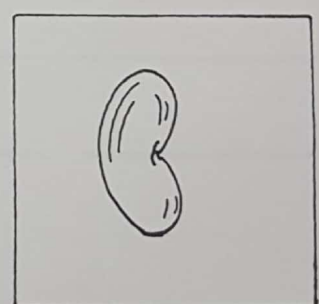




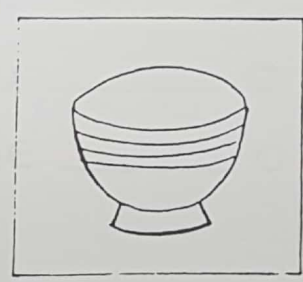





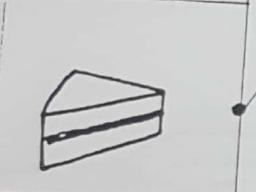



figura e completar:



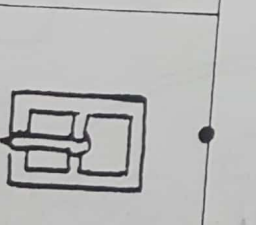
fatia



fumo



fivela



fada



faneca



eu



tu



ele

Eu vi o fumo

tu \_\_\_\_\_ o fumo

ele \_\_\_\_\_ o fumo

Eu gosto de fanecas

tu \_\_\_\_\_

ele \_\_\_\_\_



rato

\_\_\_\_\_

ra to

\_\_\_\_\_ to

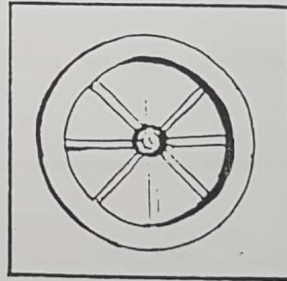
ra \_\_\_\_\_

ra re ri ro ru

\_\_\_\_\_

rato


rato



roda

\_\_\_\_\_

\_\_\_\_\_



ramo

\_\_\_\_\_

\_\_\_\_\_



rádio



romã

Nós ouvimos música no rádio.

A romã que eu comi era boa



rato



rosa

O rato roeu o queijo

Eu colhi uma rosa para a minha



relógio



raposa


O relógio do pai toca de manhã.

É uma raposa.




carro

torre



garrafa





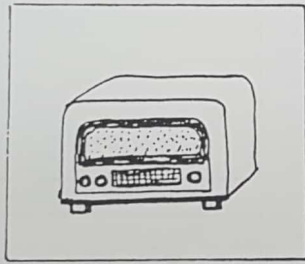


burro




terrina


serra

Recortar e colar na ficha 60 b)







terrina




rádio




romã




carro




relógio




serra




torre




rato




burro




rosa



raposa



garrafa



cenoura

ce nou r

\_\_\_\_\_

ce \_\_\_\_\_ r

\_\_\_\_\_ nou r

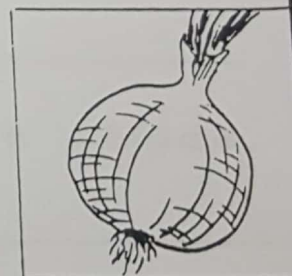
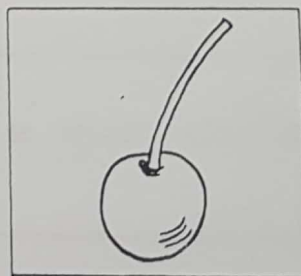
ce

ce — bo la

re ja

cenoura

cenoura





cesto

A Celeste levou o cesto para as uvas.

As uvas são doces e eu comi muitas.



cevada

É uma espiga de cevada. No Verão ceifa-

-se a cevada que é para farinha.




foice

Já vi ceifeiros e máquinas chamadas ceifei-


ras mecânicas. A foice é que corta a cevada.

Completar as palavras colocando **ce** nos espaços

— reja  
— noura  
— do  
— bola  
— vada  
— ifa  
— sto  
— u  
— go  
— ifeiro



do —  
te —  
aque —  
arrefe —  
pare —  
re — be  
a — ita  
ca — te  
te — lão  
o — ano



quadro  
quadro

quadro

qua dro

\_\_\_\_\_

\_\_\_\_\_ dro

qua dro →

\_\_\_\_\_

\_\_\_\_\_ lidade →

\_\_\_\_\_

\_\_\_\_\_ l →

\_\_\_\_\_

\_\_\_\_\_ nto →

\_\_\_\_\_


\_\_\_\_\_ ndo →

\_\_\_\_\_

Gostas deste quadro?

\_\_\_\_\_

(Escrever a resposta à pergunta.)



O meu quarto

Todas as tardes vou para o meu quarto onde brinco, estudo e

trabalho. Lá tenho jogos,

quarenta livros de histórias, um

aquário com quatro peixinhos, uma bola e outras coisas de que gosto.

O aquário é quadrado e a bola é redonda. Quase todos os livros são


ilustrados. Qualquer dia, quando já souber ler muito bem, vou saber tudo o que eles dizem.

(Para ler e copiar)




São duas mãos

Escrevem as palavras correspondentes aos desenhos:



Color a partir dos desenhos que correspondem às palavras.

menina	menino	bota	sapato	uva	mãe	leque
casa	janela	escada	telhado	chave	galinha	gema
girafa	rato	cenoura	zebra	peixe	palhaço	bandeira
trigo	árvore	passarinho	cigarra	faculeira	flor	quadro



Plural → muitos


Singular → um



As nozes



A noz



Os cabazes




O cabaz



As perdizes



A perdiz



As avestruzes



A avestruz



cabaz



dez



nariz



noz



luz



cruz



giz



raiz



perdiz

Colni dez maçãs que levo no  
 cabaz. Levei uma ao nariz e  
 senti que cheirava bem.

A noz é o fruto da noqueira.

A luz da vela ilumina a cruz.

Escrevo no quadro com o giz.

A perdiz fez oninho junto da

raiz do castanheiro.

A - Ana	A - Ana	G - Gabriela	G - Gabriela
a - árvore	a - árvore	g - gato	g - gato
B - Beja	B - Beja	H - Helena	H - Helena
b - bota	b - bota	h - hora	h - hora
C - Carlos	C - Carlos	I - Ivo	I - Ivo
c - casa	c - casa	i - ilha	i - ilha
D - Diana	D - Diana	J - João	J - João
d - dedo	d - dedo	j - janela	j - janela
E - Eva	E - Eva	L - Lisboa	L - Lisboa
e - escada	e - escada	l - luva	l - luva
F - Fátima	F - Fátima	M - Maria	M - Maria
f - flor	f - flor	m - mãe	m - mãe

N - Natal	N - Natal	T - Teresa	T - Teresa
n - nome	n - nome	t - telhado	t - telhado
O - Olga	O - Olga	U - Ulisses	U - Ulisses
o - ovos	o - ovos	u - uvas	u - uvas
P - Paulo	P - Paulo	V - Viseu	V - Viseu
p - palhaço	p - palhaço	v - vaca	v - vaca
Q - Queluz	Q - Queluz	X - Xavier	X - Xavier
q - quadro	q - quadro	x - xilofone	x - xilofone
R - Rui	R - Rui	Z - Zélia	Z - Zélia
r - rato	r - rato	z - zebra	z - zebra
S - Susana	S - Susana		
s - sapato	s - sapato		

# CORES

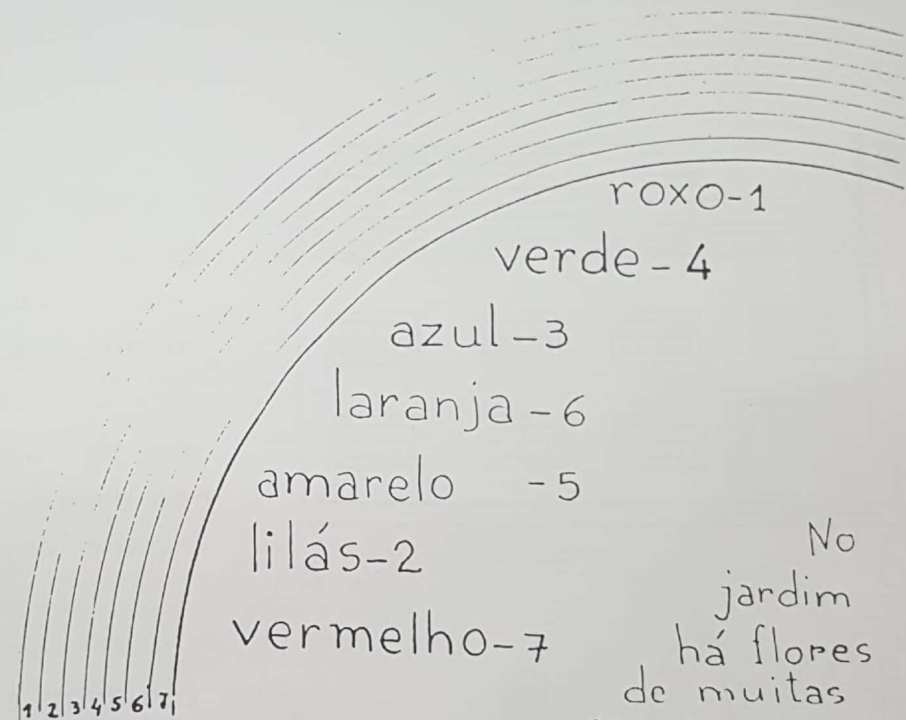
- O leite é branco
- O carvão é preto
- O céu é azul
- O chocolate é castanho
- A planta é verde
- A violeta é roxa
- O cravo é encarnado
- O limão é amarelo

Mas há ainda outras cores

cor de laranja e



cor de rosa



- roxo-1
  - verde-4
  - azul-3
  - laranja-6
  - amarelo-5
  - lilás-2
  - vermelho-7
- No jardim há flores de muitas cores. Vou pintá-las

## A ESCOLA

É a casa da alegria.

É bom ir para a escola para rir, brincar, aprender tantas coisas e conversar com os amigos e com a professora, que é amiga também quase como a nossa mãe.

A nossa aula é um lugar de que gostamos e onde nos sentimos bem. Lá estudamos e trabalhamos mas depois ficamos felizes.

Quando chega a hora do recreio vamos conviver com outros meninos que também gostam de nós.

E quando chegam as férias, que saudade nós temos da nossa escola!...

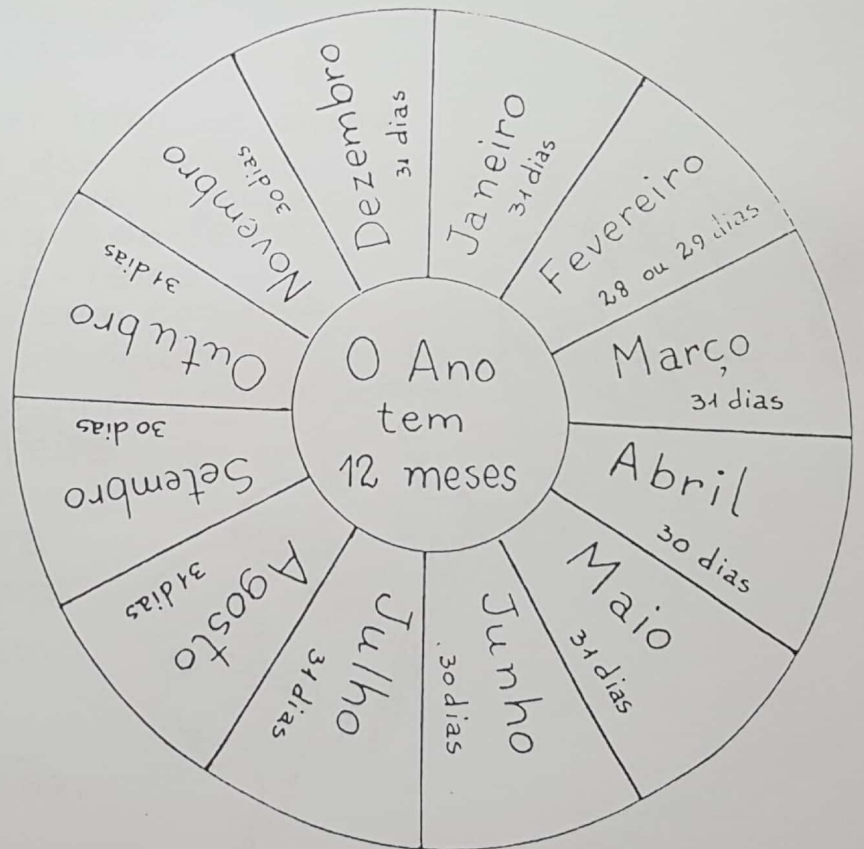


# A roda do Ano

O tempo é como uma roda que gira sem parar.

A um dia segue-se outro dia; a um mês, outro mês.

Ora vê, nesta roda, os meses e dias do ano.



## Dona Semana



Sete filhos tem Dona Semana:  
cinco meninas trabalhadeiras  
que ajudam a mãe  
nas lidas caseiras.

Vamos saber como se chama  
cada uma das meninas.

A primeira lava a roupa  
e é a **segunda-feira**.

A outra é a **Terça-feira**  
que tudo engoma, sem canseira.

Vem **Quarta-feira** a seguir  
que a casa limpa, sempre a sorrir.


Depois vem a **Quinta-feira**  
que gosta de costurar.

A última é a **Sexta-feira**  
que tudo à mãe vai comprar.

Os outros são dois irmãos:

o **Sábado** é brincalhão

e o **Domingo** é mandrião.





zebra

zebra

zebra

ze bra

bra

ze


ze za

zi

zu

zo

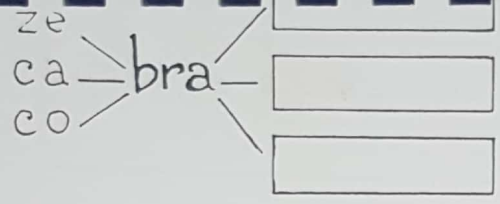
12



doze



É uma dúzia.

São doze cerejas.



bre bri bro bru

abre brilha broa bruma



 era	 fru	 gri	 tre	 vro	 pra
cravo	fruta	griolo	trevo	livro	prato
crème	frade	grama	trave	livraria	prego
crivo	cofre	alegre	trigo	livre	primo
crômo	frio	magro	troco	livrito	prova
crua	fronha	grua	truta		prumo



Eu vi a zebra no Zoo. Ela parece o burro mas  
 é às riscas pretas. Vi lá uma dezena delas.

O grilo é preto. Ele está numa gaiola.



Este cravo é para ti.



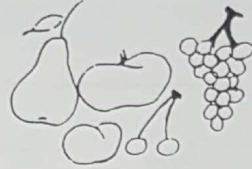
O livro que o meu tio me deu é bonito.




O prato caiu no chão e quebrou-se.



Colhi uma espiga de trigo que estava entre otrevo



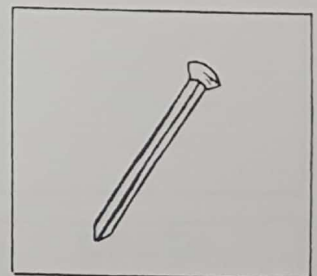


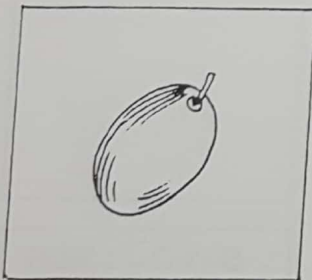


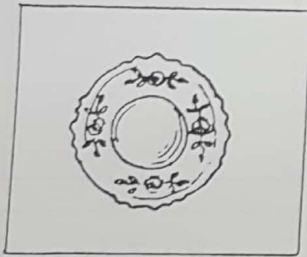




12




azeitona

preço

Recortar e colar na ficha 67b)







livro




cravo




cobra




cabra




trevo




doze




prego




grilo




azeitona




fruta



zebra



prato



peixe  
peixe

peixe

\_\_\_\_\_

pei xe

\_\_\_\_\_ xe


pei \_\_\_\_\_

xe xe xe xe xe



xale

\_\_\_\_\_



caixa

\_\_\_\_\_

O que vale o

soa ch  
peixe  
caixa  
lixo

soa z  
exame  
exemplo  
êxito



soa s  
próximo  
máximo  
trouxe

soa is  
exposição  
expedição  
texto

soa es  
táxi  
fixo  
amesco  
seco

Que come ...

o rato?



— O rato come o queijo.



a vacininha?

— A vacininha come feno.



a galinha?

— A galinha come milho.




o gato?

— O gato come a espinha do peixe.



o coelho?

— O coelho come uma cenoura.



o peixe?

— O peixe come outro peixinho.



palhaço

\_\_\_\_\_

pa lha ço

pa \_\_\_\_\_ ço

\_\_\_\_\_ lha \_\_\_\_\_

ço

\_\_\_\_\_

ça

\_\_\_\_\_

çu

\_\_\_\_\_


palhaço

palhaço




cabeça

\_\_\_\_\_




açucena

\_\_\_\_\_



O laço da cabeça é bonito.

Eu gosto de rebuçados de coco.



A açucena está ao pé do poço.

Eu ceto açúcar no chá.



O painço tocava e ria muito.



A mãe dá o xarope à Ana.

---

---



O lixo vai na pá para o caixote.

---

---



O palhaço tocava xilofone.

---

---

À 1 hora  
a  
Helena



vai para a escola

Ela lê as horas mas não lê o **h**



Nesta pereira **há** coze peras.

**Havia** lá mais, mas o dono colheu-as.


A Ana e a Eva são amigas da **Helena**.



Hoje, às nove **horas**, as meninas vão à praça.

A Ana leva o dinheiro.

Não esqueças: **há**, **havia**, **hoje**, **horas**, **Helena**



bandeira

ban dei ri

\_\_\_\_\_

\_\_\_\_\_ dei ri

ban \_\_\_\_\_ ri

\_\_\_\_\_ dei \_\_\_\_\_




banco




pinto

bandeira  
bandeira

an	en	in	on	un
b-co	p-te	p-to	p-te	f-ri
b-da	qu-ta			m-ri



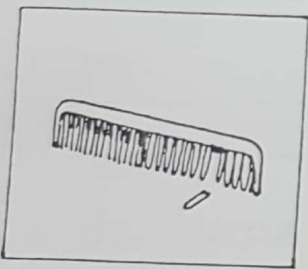
candeia




andorinha

A avó apagou a .

Vi no telhado o ninho da .




pente




vento

Parti o  do meu .

O  move a vela do .








balança



vinte

Pesei o açúcar na .

A mãe casou aos .

				
tampa	empada	rim	pombo	atum

am em im om um

A  da panela caiu.

Eu dei uma  de galinha à Helena.

Hoje comi  com puré de batata à refeição.

Vi um  no telhado da casa da avó.

Gosto muito de salada de  quando como no campo.

Não esqueças: Escrever **m** no fim da palavra e antes de **b** e **p**



A mãe  
cuida bem


do seu bebê.



A mãe está em casa.

A mãe tem uma camisola.

Eu não saio de casa sem a minha mãe.



trigal  
trigal

trigal  
\_\_\_\_\_

tri gal  
\_\_\_\_ gal  
tri \_\_\_\_\_



dedal  
\_\_\_\_\_



anel  
\_\_\_\_\_

<u>al</u>	<u>el</u>	<u>il</u>	<u>ol</u>	<u>ul</u>
s_	m_	m_	s_	s_
m_	s_va	s_va	p_vo	az_



passarinho

pa ssa ri nh  
pa \_\_\_\_\_ ri \_\_\_\_\_  
\_\_\_\_\_ ri nhc

passarinho  
passarinho



ss

a\_a  
e\_a  
i\_o  
o\_o

ma\_a


Completar com palavras:



É o .



O  canta muito bem.




O  vira-se sempre para o .



Passei a  pelo .



As castanhas foram assadas no .



cigarra

ci ga rra

\_\_\_\_\_

ci \_\_\_\_\_ rra

\_\_\_\_\_ ga \_\_\_\_\_

cigarra

cigarra



cigarro



cidade

ci < nema → \_\_\_\_\_  
ci < gana → \_\_\_\_\_



cigana




bacia




circo



cinto



melancia



cisne

O nome da  é Lidália.


Lavei o  na .

Fui ao  e vi lá.

palhaços, ursos, focas e pombas.

No Verão há muita .

Vi o  no lago do jardim.




fogueira


fo quei ra

\_\_\_\_\_ qui \_\_\_\_\_

fo \_\_\_\_\_ ra



foguete



águia

fogueira

fogueira

que  
se \_\_\_\_\_  
pa \_\_\_\_\_

qui  
\_\_\_\_\_ ta  
\_\_\_\_\_ zo


## Fogueiras de Santo António

O tempo das fogueiras é o mês de Junho em que se festejam os Santos Populares.

Em Lisboa há arraiais pelo Santo António com foguetes, manjericos e as marchas dos bairros antigos desfilam nessa noite pelas ruas e avenidas.

Nas cidades do Porto e Braga festeja-se o São João e noutras terras é São Pedro o festejado. Há sempre bailaricos, balões que sobem no ar, petiscos em que não falta a boa sardinha assada e muita, muita alegria.





flor  
flor

flor

fla flanela

fle flecha

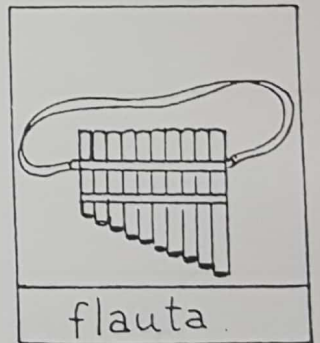
fli aflita

flo floresta

flu afluente



flamingo



flauta



palmeira

blusa

gladiolos

planta

pluma

A blusa da Clara é branca

Na África o clima é muito quente e há lá muitas palmeiras.

Colhi gladiolos no jardim onde havia outras plantas.

O chapéu da avó da Clara tem plumas roxas.